

WATER PRESSURE MILLING MACHINE

- for milling pipes, removing roots, lead and collapsed liners
- can be fitted with Cyclone chains, Grinding chains, and MultiCut Series milling blades
- operating pressure approx. 60 - 110 bar
- water consumption approx. 70 l - 90 l

DELIVERY CONTENTS

- water pressure motor, hose, nozzle, and centralizers D100, D145, D190 (4", 6", 8")




HOW TO USE HYDRO MAX

1. Attach the blades to the HydroMax



2. Blades attached




3. Connect the water hose

4. Wear hearing and eye protection and protective gloves




**DO NOT OPERATE THE HYDROMAX
OUTSIDE THE PIPE!**

5. HydroMax inserted into pipe
6. Make sure the unit is entirely in the pipe before starting it. Pay attention to the powerful jet of water coming from the nozzle backward



When the hose is connected to supply-side A, the motor rotates clockwise. When the hose is connected to supply-side B, the motor rotates counter-clockwise.

If the shaft gets stuck, rotate it a few turns with pliers.



MAINTENANCE AFTER USING

1. Turn the HydroMax upside down and manually rotate the engine until the water has left the unit
2. Spray lubricant from the hose to the engine and rotate the motor manually
3. Repeat the procedure three times

